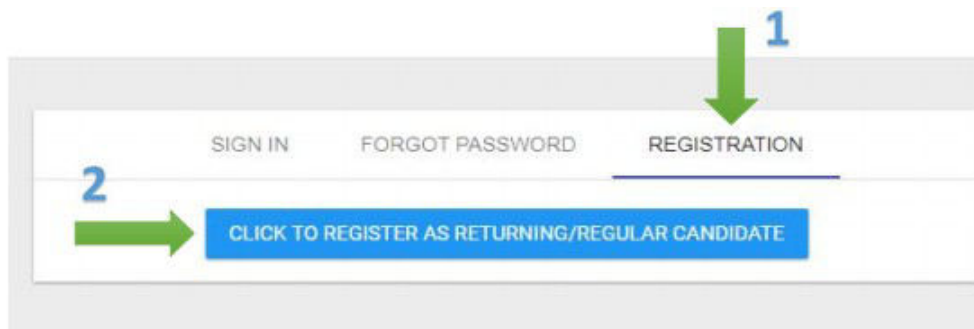


Guidelines for Admission From Home

1. Open Google Chrome browser and click on <http://rizvihmct.digitaledu.in>



3. Select Registration And Click on “ click her to register as Returning/Regular Candudates button ”




4. Enter all details asked in form. Name, Student Id, Birthdate are mentioned on last year's ID card. If you have lost ID card, you can search Student ID in search option provided next to the field. Enter latest Mobile number and EmailId. Otp will be sent on both for verification. Create Username and password of your choice. Remember it for further form filling. Click on “Check Data” button.

First Name *	YERUSHA
Middle Name	YACOB
Last Name	JADHAV
Student Id / SIMS Number *	9614 <input type="button" value="🔍"/>
Latest Mobile *	9870331638
Latest Email Address *	crm@digitaledu.net
Re-enter Latest Email Address *
Date of Birth(DOB) *	1999-11-25
Father's First Name *	YACOB
Mother's First Name *	SNEHALATA
Choose Username *	yerusha01
Choose Password *

5. If information shown on screen matched with you, then click on “Import my previous info” button to proceed ahead.

Student Information	
First Name	YERUSHA
Middle Name	YACOB
Last Name	JADHAV
StudentId	9614
Student Mobile	7303293307
Student Email	yerusha.j@gmail.com
Father First Name	Yacob victor jadhav
Mother First Name	SNEHALATA
Local Address	AT - POST - APTA TALUKA - PANVEL DISTRICT - RAIGAD
Permanent Address	chinchpada station, taluka navapur, district nandurbar, khandesh
Previous Class (with academic year)	<u>SYBA(2019); XI-ARTS(2015); XII-ARTS(2016)</u>

If majority of the information is correct, please proceed ahead by clicking on 'Import My Previous Info' button. If you are a new / fresher candidate at the institute/system proceed ahead by clicking 'Create New Account For Me' button.


 **IMPORT MY PREVIOUS INFO** **CREATE NEW ACCOUNT FOR ME**

6. If you are eligible to take admission for this year, then you will get confirmation message that login is created successfully. You will receive Username, Password, OTP on mobile number and EmailId. You will be redirected to SignIn page. Enter username and password and click on “Signin” button.

SIGN IN FORGOT PASSWORD REGISTRATION

Username
yerusha01


Password


 **SIGNIN**

7. Enter OTP that you have received on Mobile number and EmailId. And click on “Submit” button. This is one time process and is mandatory to pay fees online

Mobile Verification Window

1. Mobile No :- **9870331638**. [To Edit Click Here](#)
2. Email-Id:- **crm@digitaledu.net**. [To Edit Click Here](#)
Usually SMS is received within 5 seconds. In some cases it takes up to 5 minutes.
You can enter verification code when asked at next login.
Click on 'Resend Verification Code' button if you have changed mobile number or email address.

Enter Mobile Verification Code 



Resend Verification Code **Remind me later** **Submit**

8.Fill all information which is Mandatory. Read instructions given on each tab carefully to complete the form filling process. IF you are paying admission course fee via NEFT then, enter transaction details on PERSONAL tab in admission form.